

# Level Up Your PI Planning Sessions

Everything you need for powerful daily Agile ceremonies using Mural and Microsoft as a hub for collaboration.



# The magic of program increment (PI) planning is that it includes everybody.

It's your opportunity to pull together every single person on your Agile Release Train (ART) to align your vision, talk about features, and hash out your roadmap.

That's a whole lot of brainpower and collaboration. But with hundreds of team members to coordinate—many of whom are virtual and remote — these events that are supposed to be brimming with innovation and teamwork often boil over with frustration and chaos.

## Mural + Microsoft = powerful PI planning

Product, design, and engineering (PDE) teams need the right tools to plan and track software development work. That's why Mural and Microsoft are as essential to your PI planning session as sticky notes.

Mural is an intuitive digital whiteboard — the centralized home for all of the brilliance your PI planning session has to offer. Think adding another tool will lead to clunky workflows? Mural has over 10 years of investment across Microsoft, including a joint roadmap and deep integrations with Azure DevOps, Teams, and all other Microsoft products.

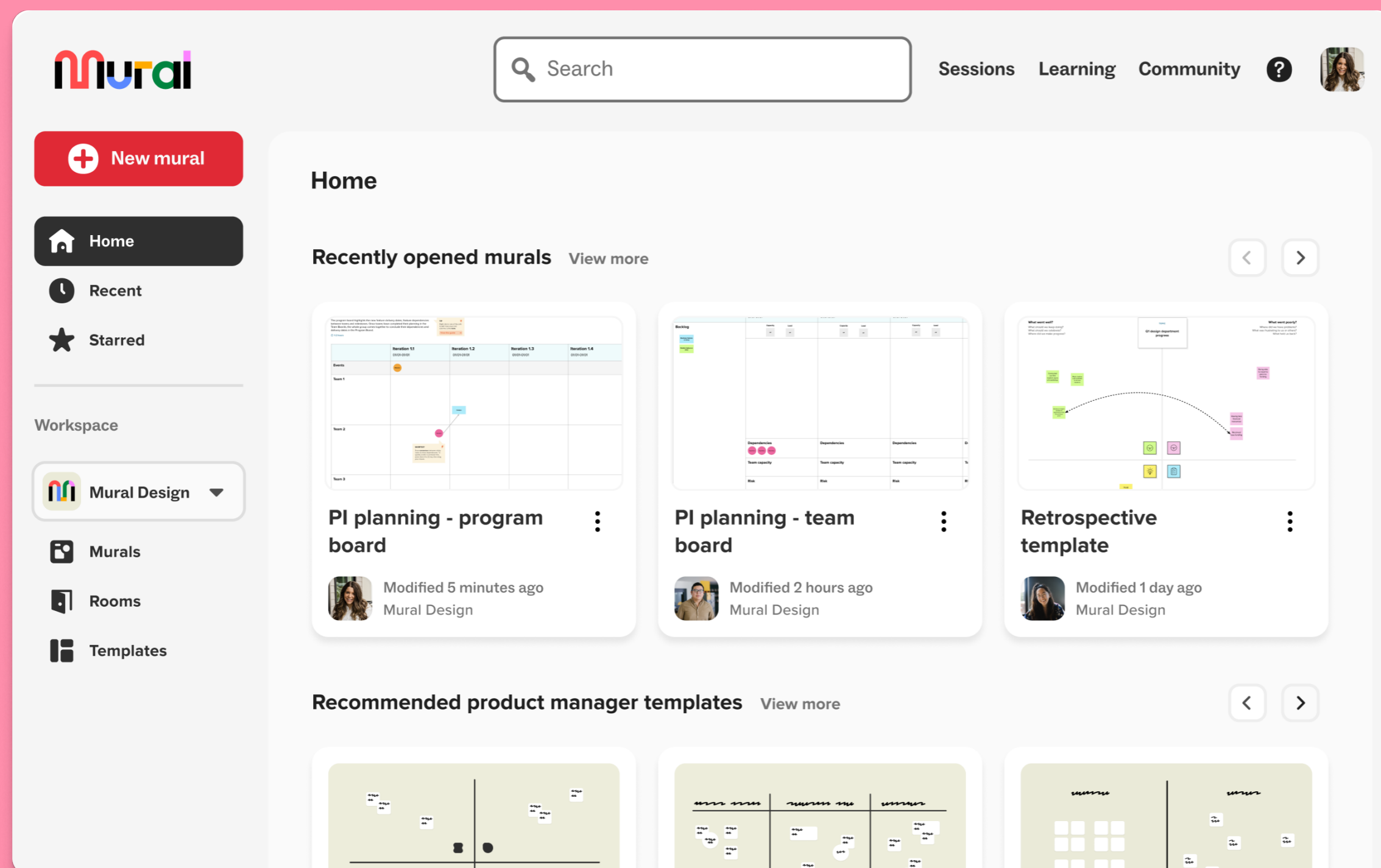
Curious how you can leverage Mural and Microsoft together to squeeze the most magic out of your PI planning sessions?

Here are five ideas to get started. →

# 01: Prepare and guide ideas with Mural templates

You don't need to start from scratch. Mural has templates to help you prepare for all sorts of software development processes — including PI planning.

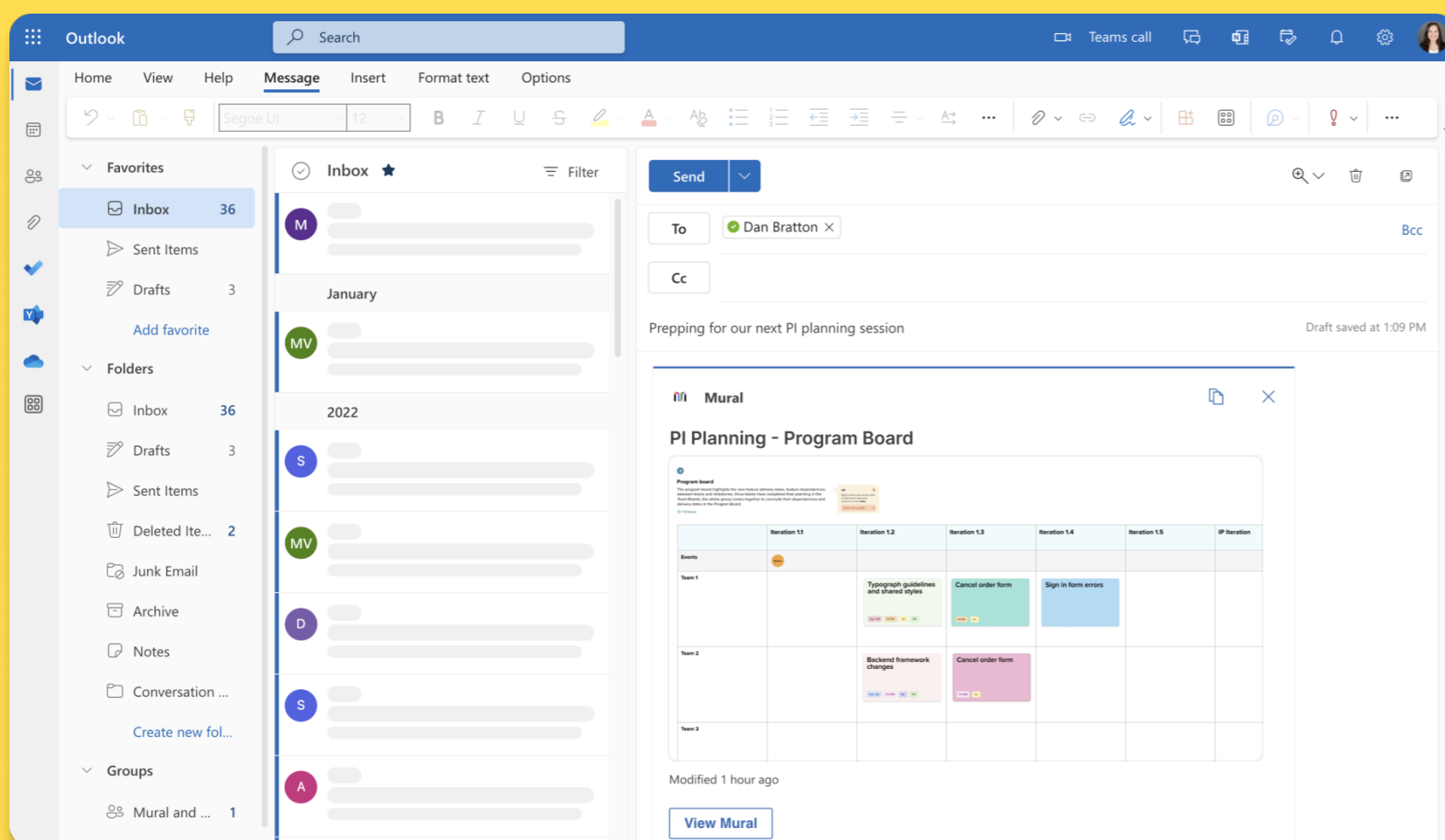
The [PI planning program board](#) is your place to summarize goals, features, risks, dependencies, and timelines, while the [PI planning team board](#) gives you a space to estimate the capacity of teams to accomplish the tasks in each iteration.



Templates are a helpful starting point. That means less time spent on planning for your sessions and more time spent on ideating and collaborating.

02:

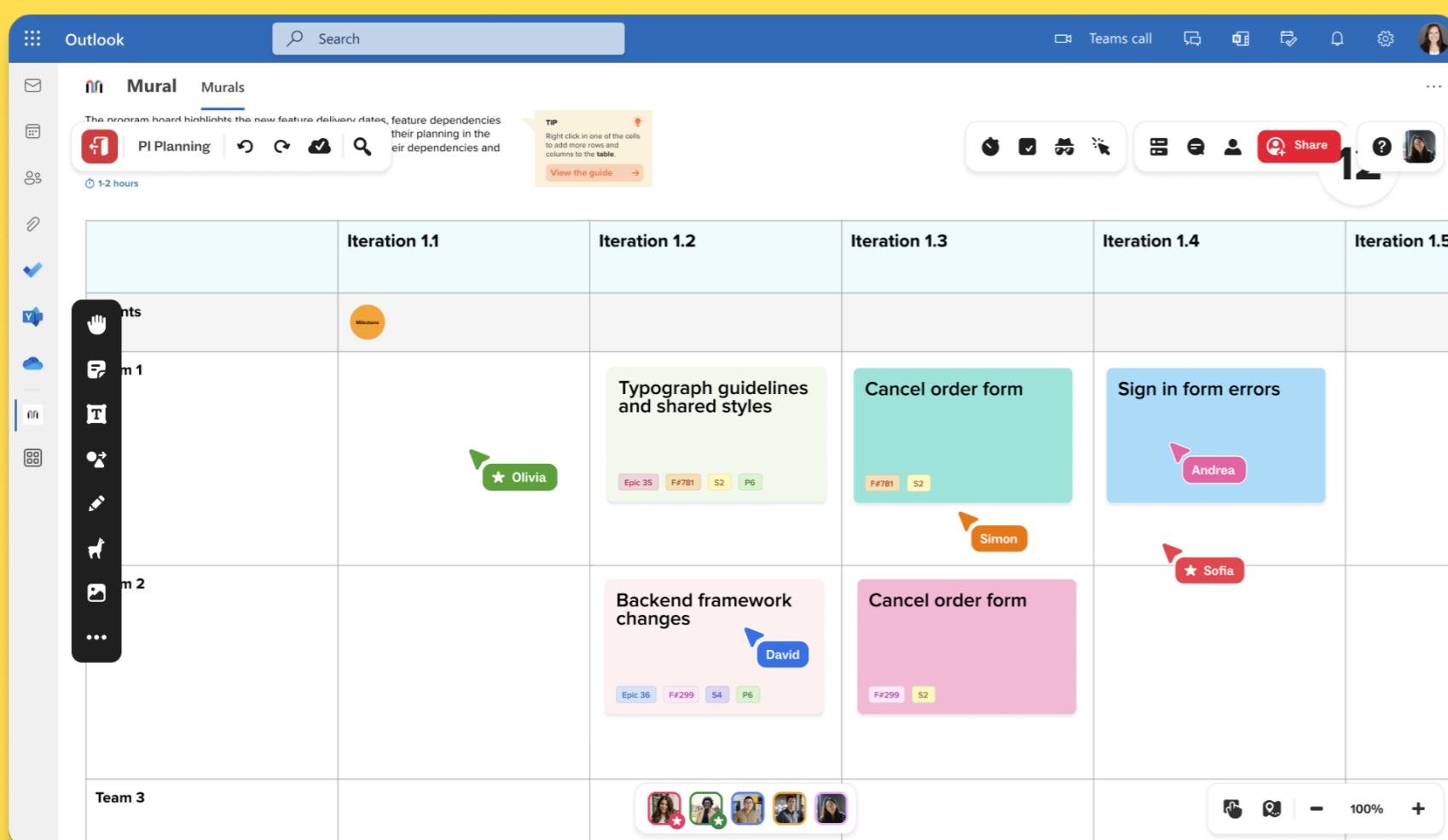
## Schedule key Agile milestones, gather the team, and facilitate pre-work by including a mural in emails and invites



What makes a successful team? Clear communication and effective planning are crucial — but those can be more challenging for virtual teams and hybrid planning sessions.

With the Mural app for Outlook, you can communicate with purpose, minimize context switching, and increase productivity by seamlessly sending murals and templates via email without having to capture clunky links or embed codes.\*

*\*This feature is coming soon — stay tuned!*

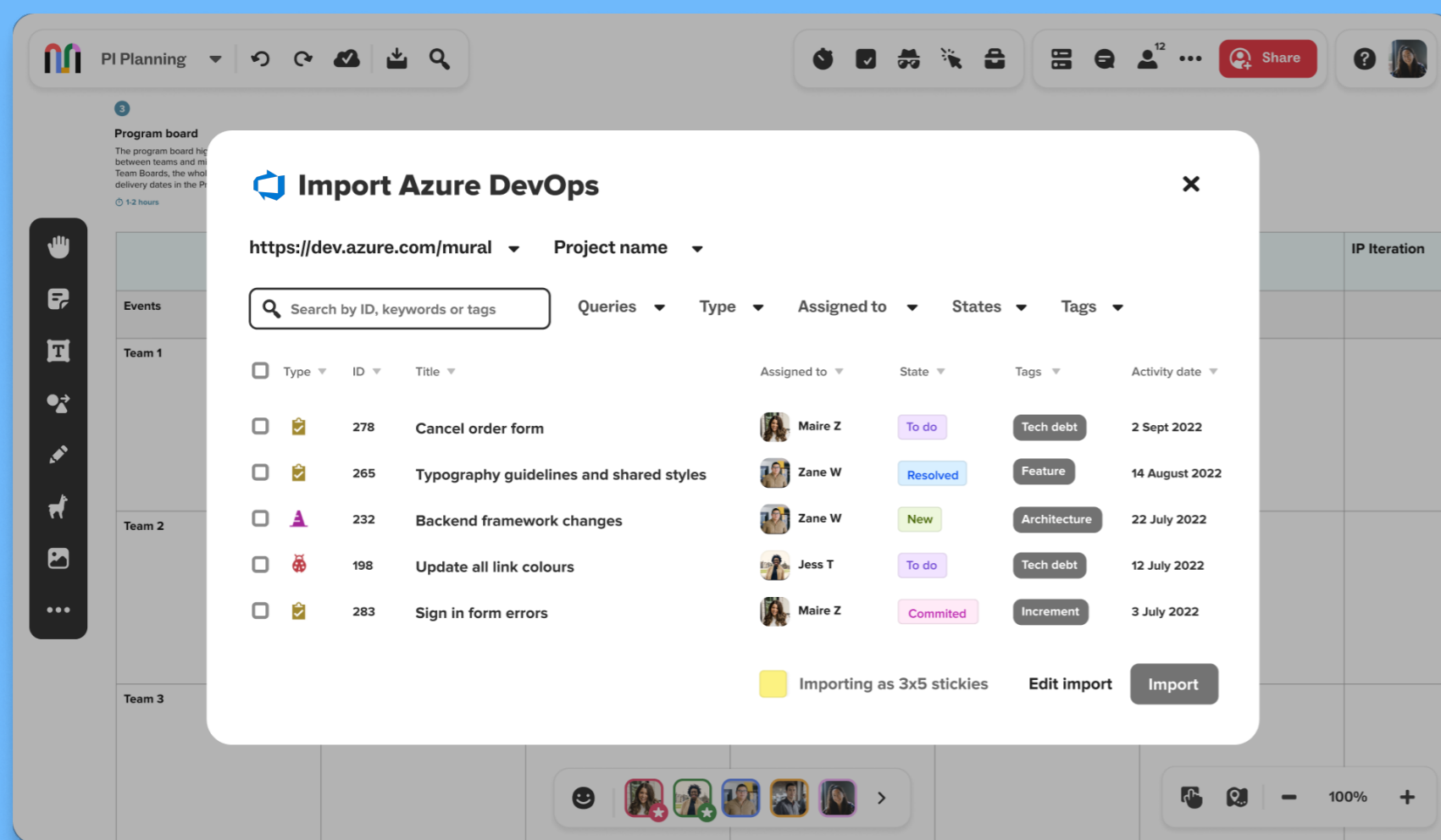


Include your PI planning murals when you send the invitations for your planning sessions. Without leaving Outlook, everybody can use the Mural app for Outlook to access and work on the mural. No switching tabs or toggling between apps required.

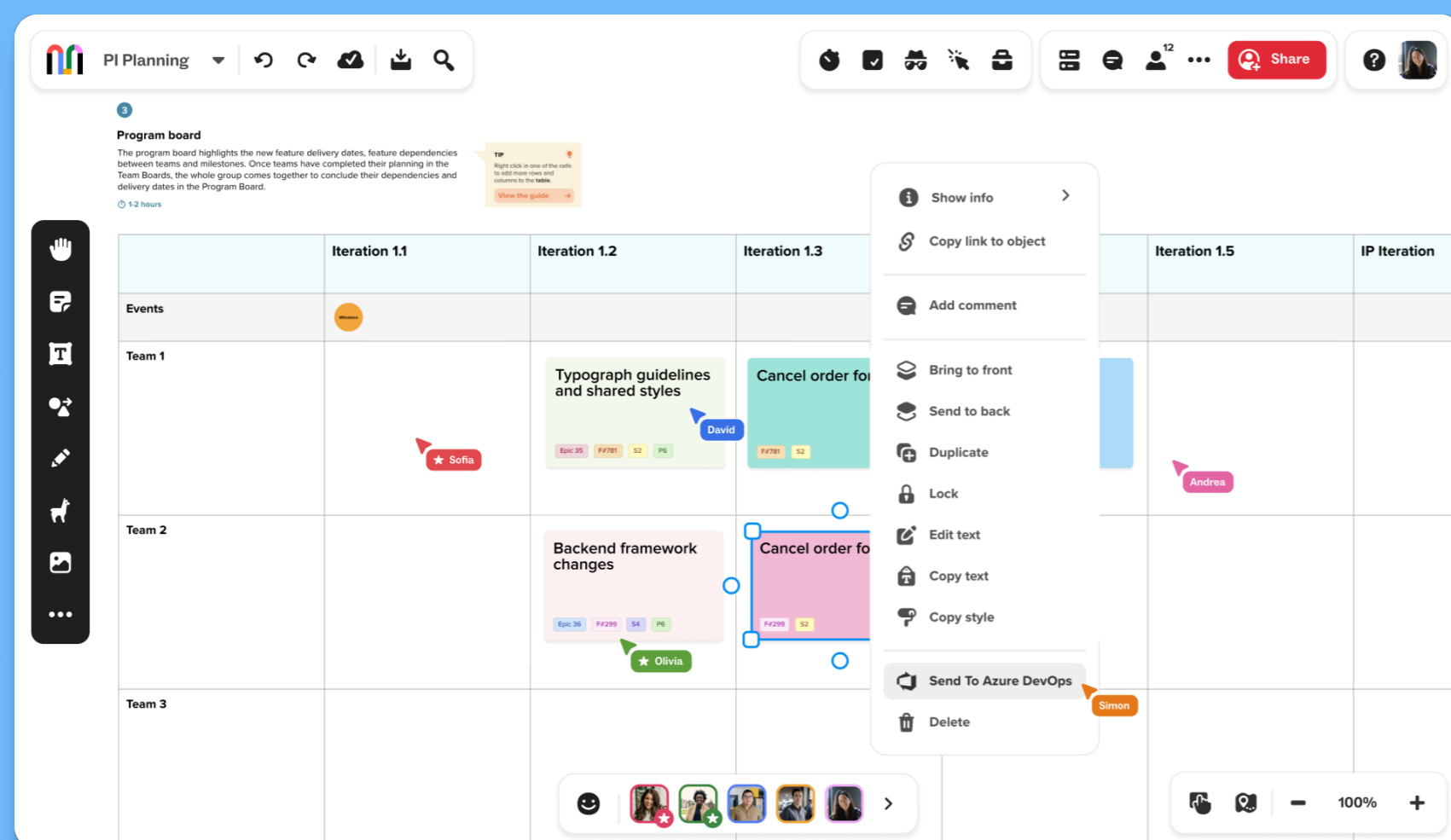


03:

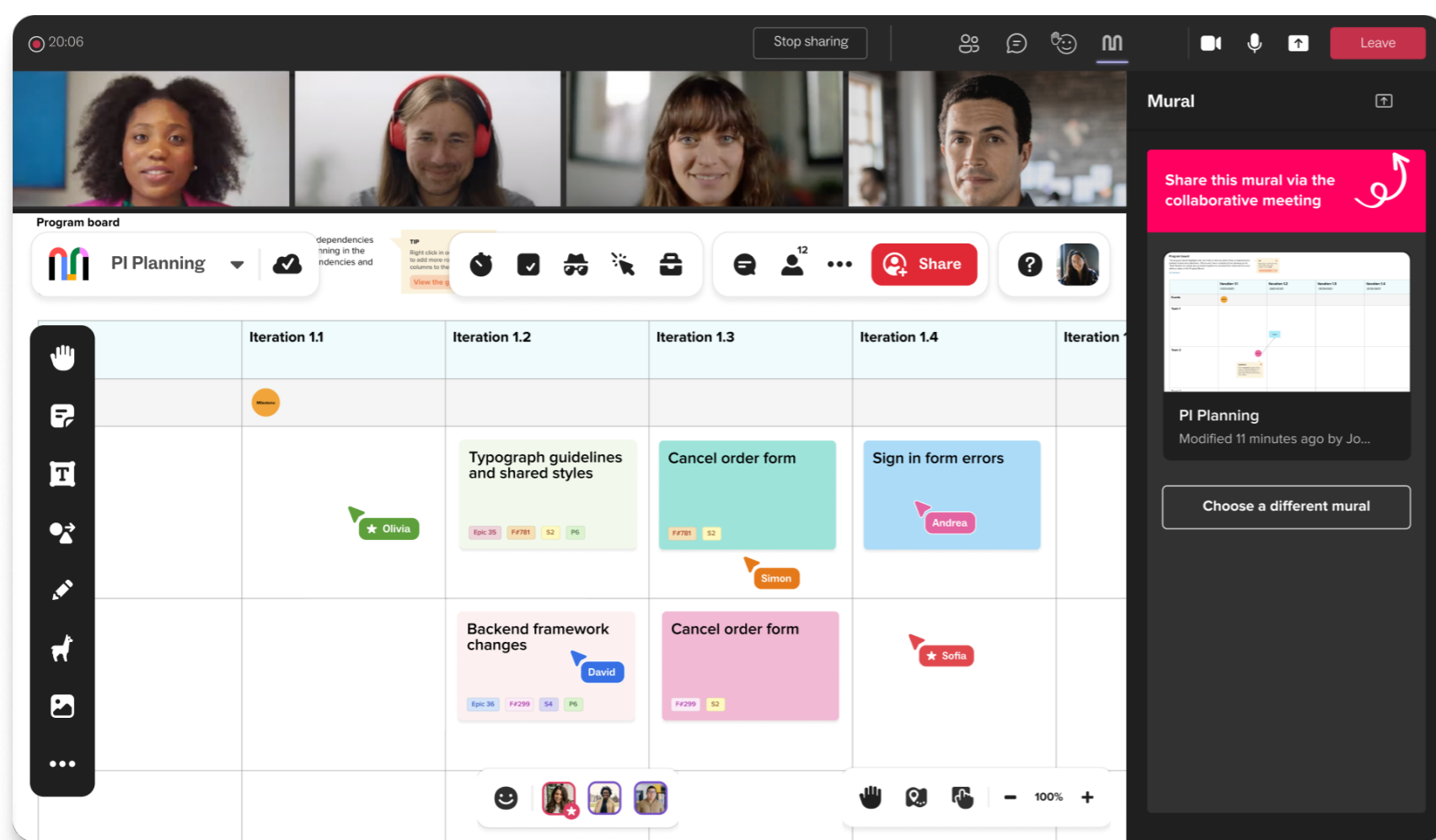
# Connect Azure DevOps to Mural and collaborate on work items in real-time to get alignment during a live Teams meeting



Copying and pasting between Mural and Azure DevOps is tedious, time-consuming, and error-prone. Fortunately, you can easily import work items directly from Azure DevOps into Mural as sticky notes. Use that visual representation of your work to jumpstart collaboration sessions and guide your planning.



If your team needs to define the work to be done, you can use Mural's story mapping or sprint planning template to break down tasks and create new Azure DevOps work items by sending sticky notes to Azure DevOps.



Ready to meet as a team and work through those items? Use share-to-stage to collaborate on a mural directly within your Teams meeting.

Use the sticky notes you've added to the mural template to plan your next sprint, prioritize the backlog, or work on PI planning.

If the team discovers that they need to create new work items, they can export sticky notes from Mural to Azure DevOps to do so seamlessly.

93% of organizations who leverage Agile experienced an increase in both collaboration and productivity after implementing Mural with their teams.

Source: TechValidate. TVID: [759-5BB-299](https://www.techvalidate.com/research/759-5BB-299)

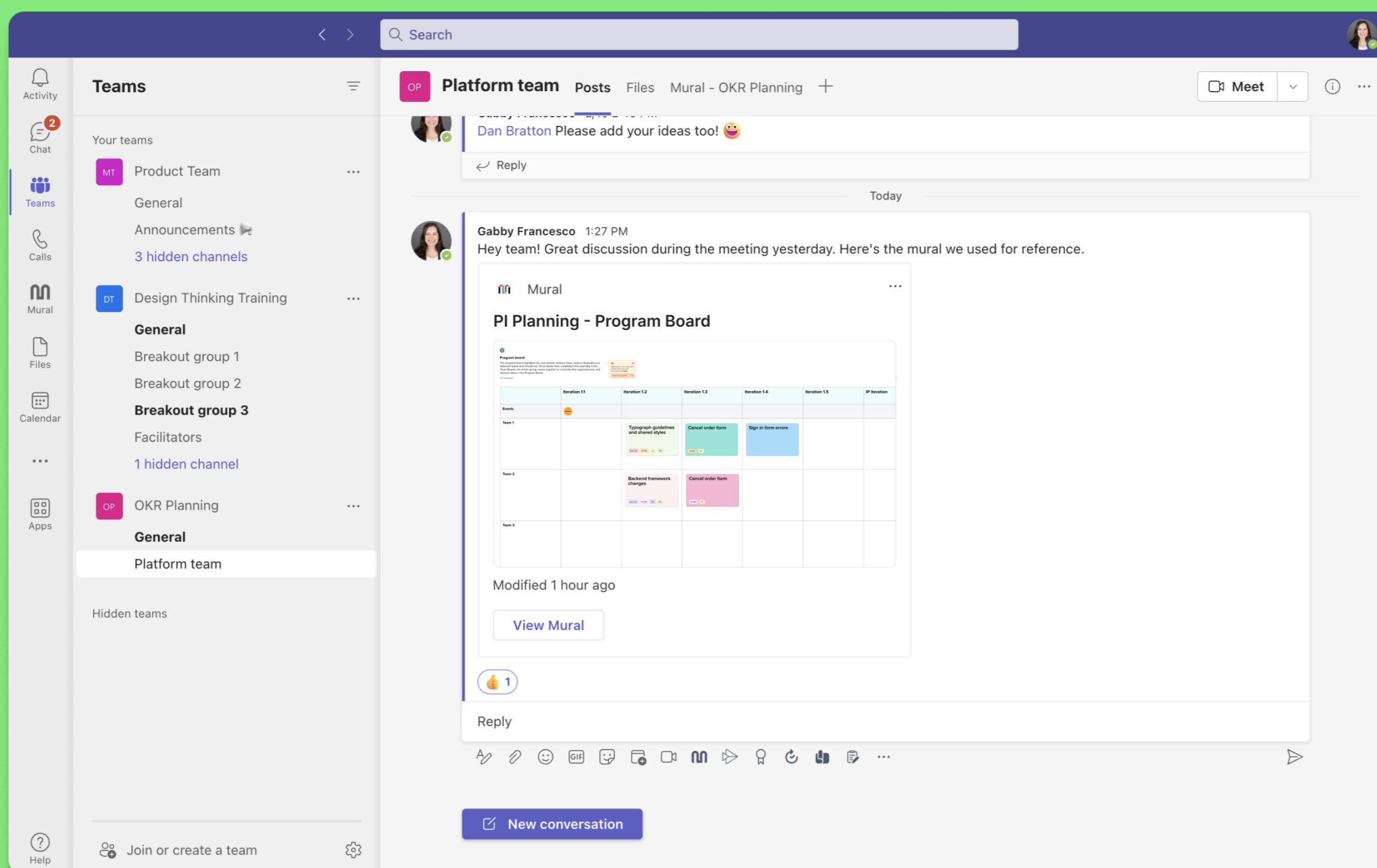
04:

## Keep everybody in the loop by sending the mural directly to a Teams channel

There are more collaboration solutions than ever — and yet so many teams feel disconnected, disengaged, and unproductive. Teams need a centralized space where they can spend more time collaborating, communicating, and problem-solving, and less time clicking between tools.

It's easy to ensure communication is centralized and cohesive when you add your mural to a channel in Teams and alert members by @ mentioning them.

Don't worry about your mural getting buried in the back-and-forth of your daily messages. Your mural will stay attached to your Teams channel so it's accessible and easy to reference.



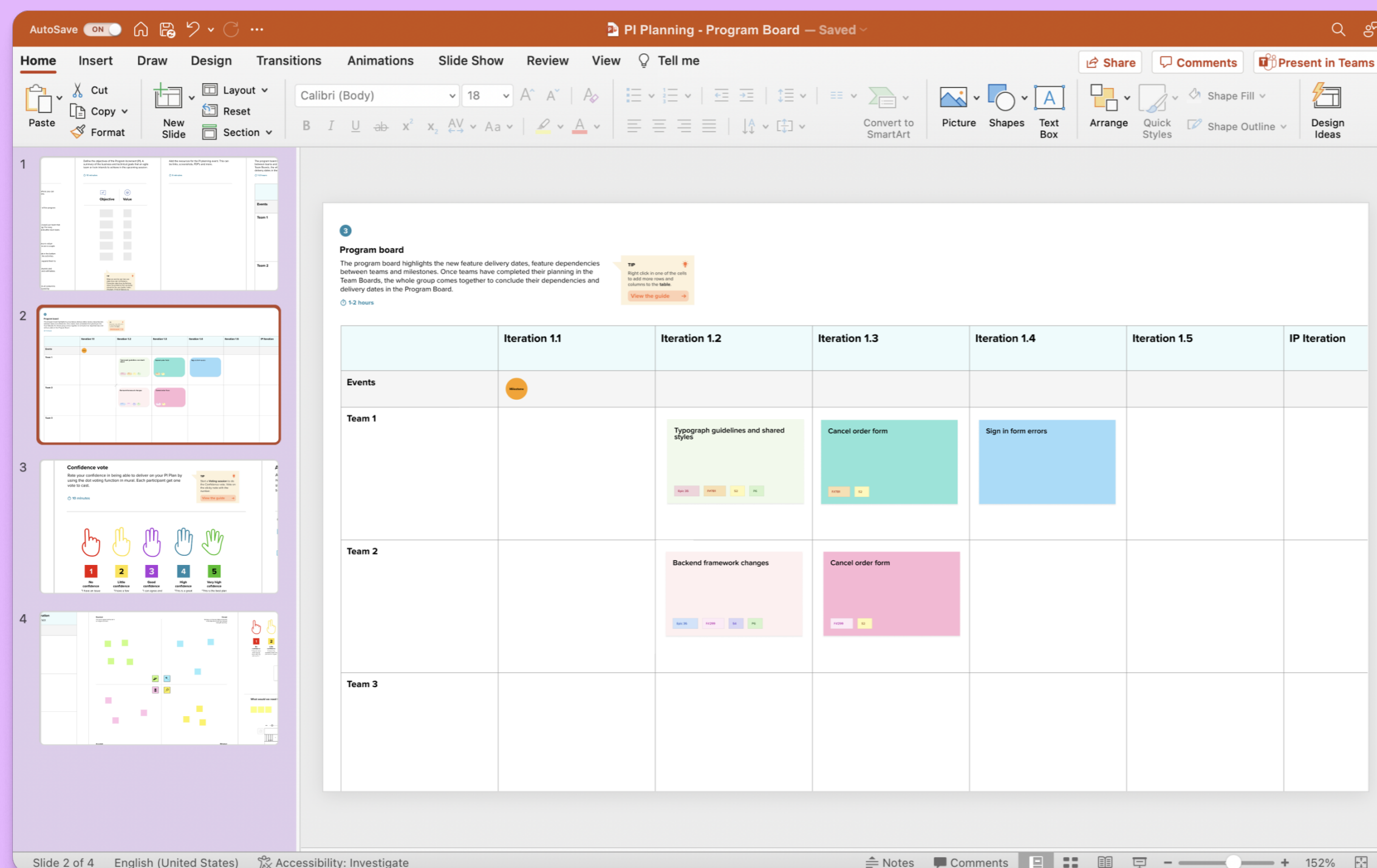
Avoid meeting fatigue by continuing to work asynchronously in your mural directly within Teams. You can make changes, add new updates, and continue to import or export work items from Azure DevOps — without adding more meetings to people's calendars.



05:

# Get leadership buy-in by exporting a summary from Mural to PowerPoint

When your team has your plan in place, it's time to share it with leadership. But transferring information from Mural to a presentation can involve a lot of time and elbow grease. Plus, you run the risk of missing something important.



The Mural and PowerPoint integration does the hard work for you. Using the outline in your mural, easily export the content directly to a PowerPoint presentation. In minutes, you can easily showcase the output of your collaboration sessions in a way that's easier to present and digest — and is sure to impress the leadership team.

# Microsoft and Mural: Smooth sailing from roadmap to retro

As you pull together the things you need for a rock-solid PI planning session, make sure Microsoft and Mural are at the top of your list.

Together, Microsoft and Mural facilitate PI planning sessions that are streamlined and organized so PDE teams can channel their time and energy into what they're really there to do: align on the future of the product and then get to work on making it happen.

Learn more about our key Microsoft integrations:

[Mural App for Microsoft Teams, Outlook and Office](#)

[Mural for Azure DevOps](#)

[Mural for Powerpoint](#)

Ready to level-up your PI planning sessions  
by using Microsoft and Mural together?

[Get started with Mural for free today.](#)